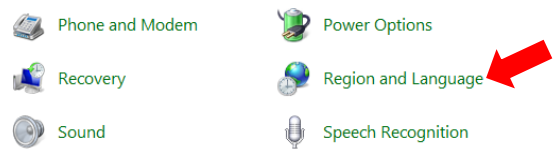


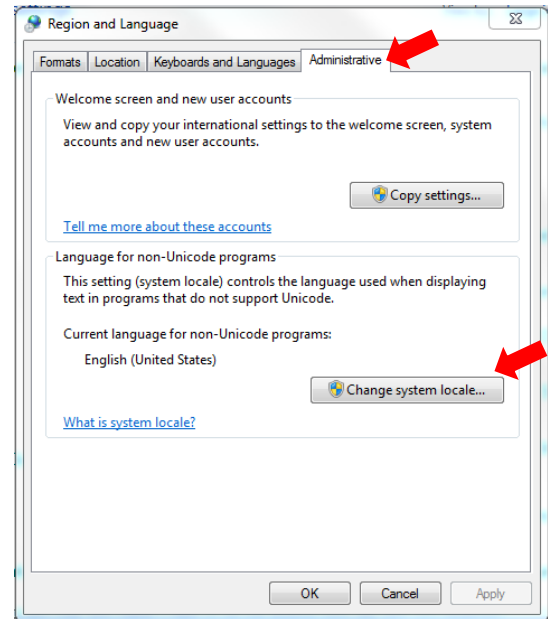
A-LIST

System configuration for non-English character sets in Crawl and Text functions

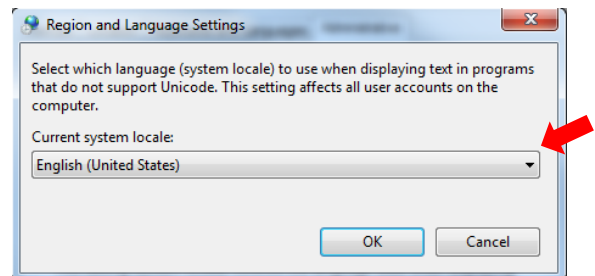
Go to Region and Language in the Windows Control Panel:



Click on the Administrative tab, and then Change System Locale



Choose the system locale that matches your desired character set from the drop down menu:



The system will require a reboot, after which it will be able to easily save alternate character sets into the playlist using A-LIST Prep and A-LIST.

To play crawls from text files, make sure that the text file is saved with Unicode encoding rather than ANSI, using the drop down menu available in the Save dialog within Notepad.

