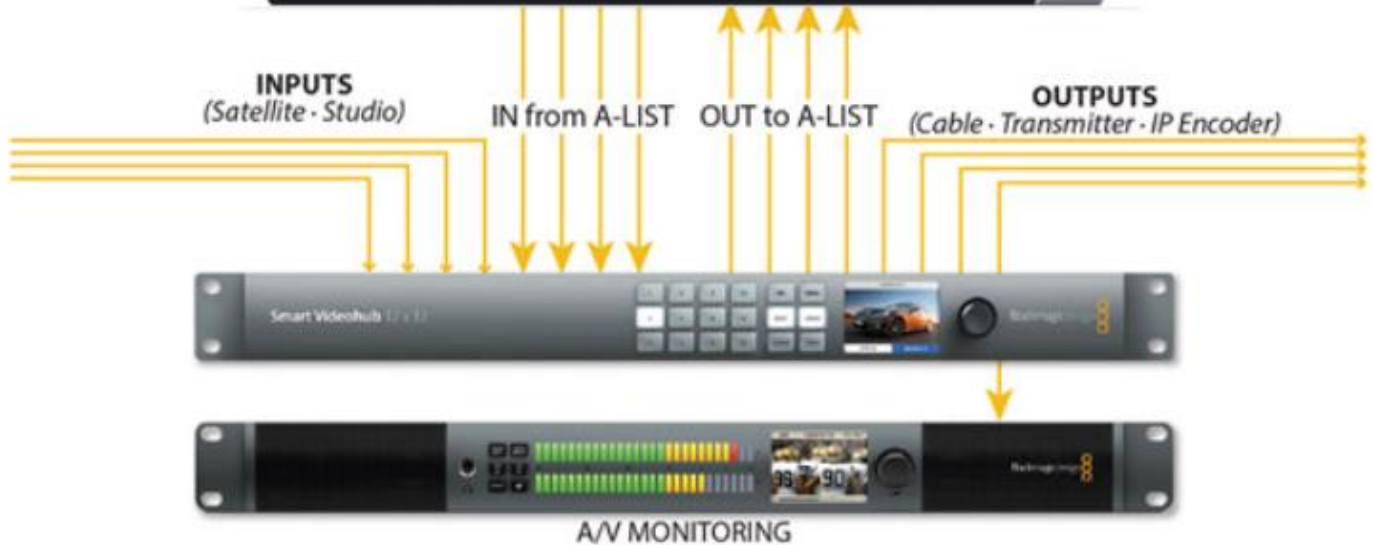


A-LIST™

Basic setup and connections

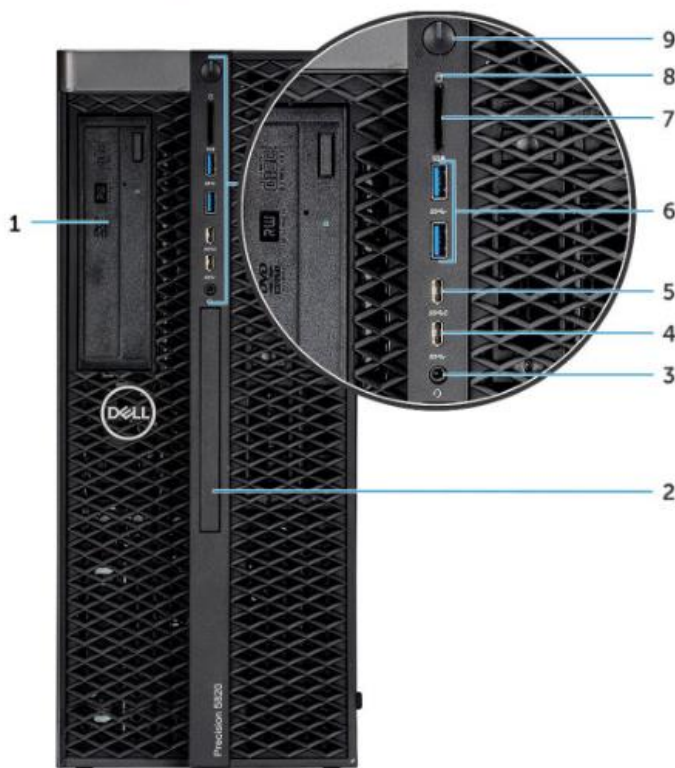


Dell Precision T5820 Workstation

Your new A-LIST BROADCAST Automation System comes ready-to-play out of the box. It will require some configuration to be fully integrated into your programming and automation workflow.

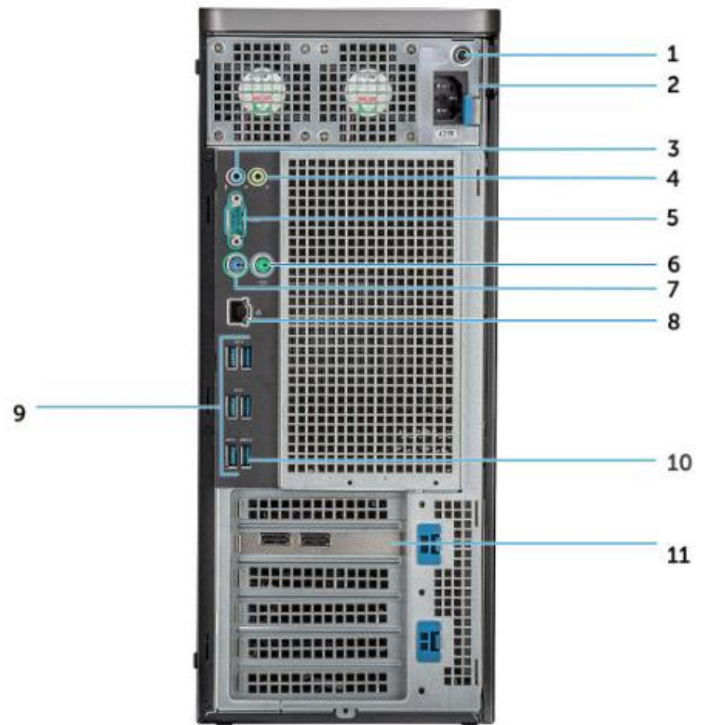
Resolution, input/output connections, router control settings, and many other items may require some setup before the system is 100% ready for air. The first step is to get the system installed and make your basic connections – monitor, keyboard, mouse, network, and power – and then power up the system.

FRONT VIEW



1. 5.25 inch ODD bracket
2. Slim optical disk drive
3. Headset port
4. USB 3.1 Gen 1 Type C
5. USB 3.1 Gen 1 Type C port with PowerShare
6. USB 3.1 Gen 1 ports
7. SD card slot
8. HDD activity LED
9. Power button

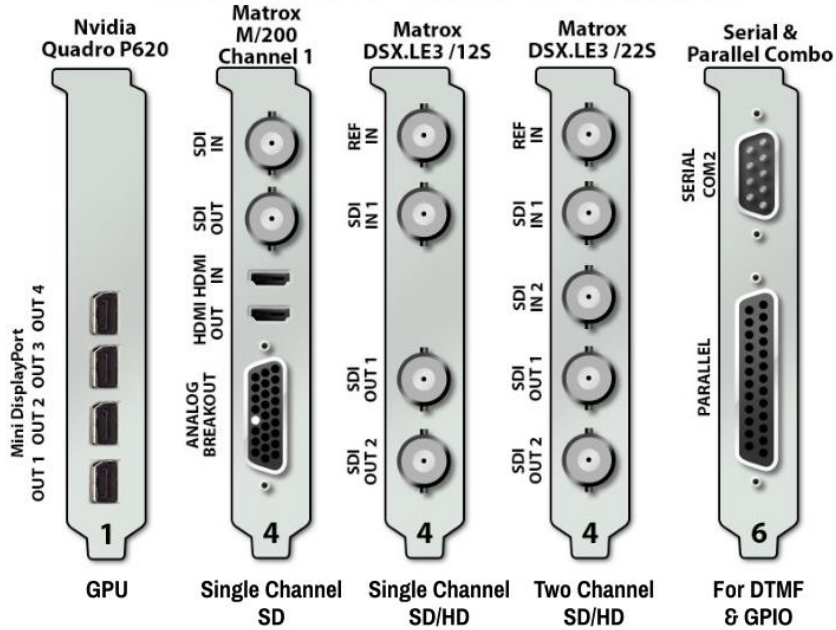
REAR VIEW



1. PSU BIST LED
2. Power cable connector
3. Microphone /Line-in port
4. Line-out port
5. Serial port
6. PS/2 Mouse port
7. PS/2 Keyboard port
8. Network port
9. USB 3.1 Gen1 ports
10. USB 3.1 Gen1 port (supports smart Power-On)
11. PCIe expansion slot

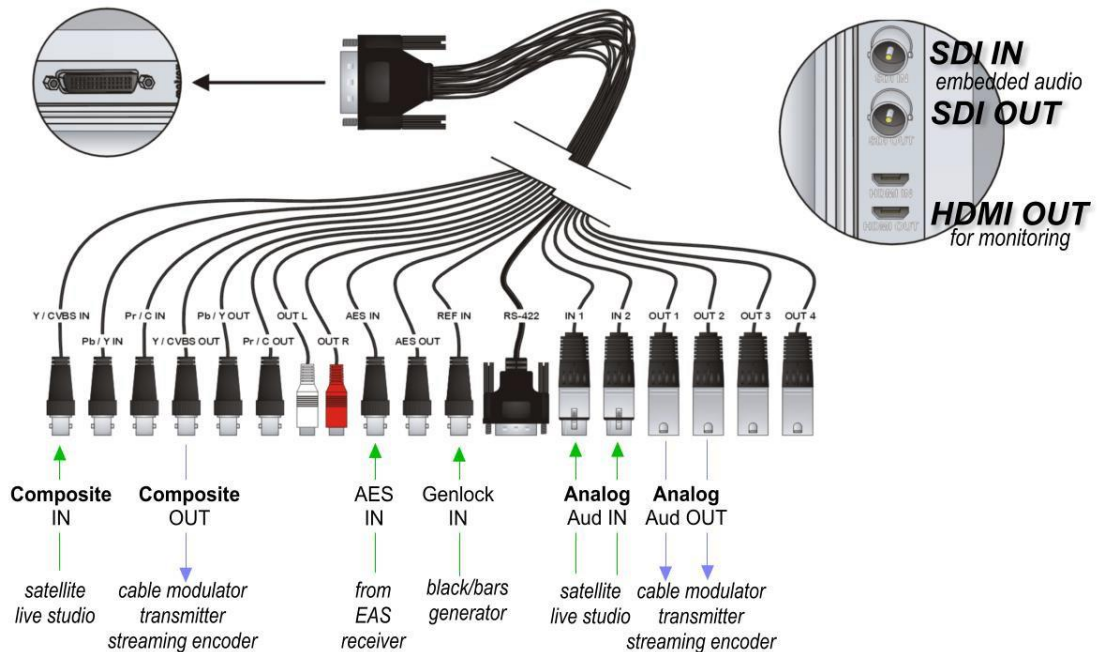
Option Cards (detail sticker on chassis)

RUSHWORKS Input/Output Card Configurations - ALL A-LIST BROADCAST SD/HD Automation and Streaming Systems



The sticker placed on the top back of the chassis will detail the connections specific to your configuration. Some configurations will include a breakout cable with connections specific to each model.

RUSHWORKS Mojito OEM Input/Output Card A-LIST BROADCAST SD Automation & Streaming Systems



For video these connections are labeled (when present) with CVBS, Y/C, Y/P_B/P_R, SDI, or HDMI. Below is a brief chart explaining each. (Genlock is used as a timing reference and should be used whenever possible.)

Signal Standard	Full Name	Introduction Year	Connector Type	Signal Type	Max Resolution on A-LIST System
CV	Composite Video	1956	1 RCA or 1 BNC	Analog	720 × 480i @ 29.97
Y/C	S-Video or S-VHS	1979	1 Mini-DIN 4-pin, 2 BNC connector, 2 RCA connectors	Analog	720 × 480i @ 29.97
YPbPr	Component Video	1990	3 RCA connectors or 3 BNC connectors	Analog	1920 × 1080i @ 29.97
SDI	Serial Digital Interface	2003	1 BNC	Digital	1920 × 1080i @ 29.97
HDMI	High-Definition Multimedia Interface	2003	19 pin HDMI	Digital	1920 × 1080i @ 29.97

For audio there are balanced, unbalanced (not used), and AES/EBU. Balanced analog audio will be on XLR while AES/EBU will be on BNC. Not all connection options are available on all cards. Please see the sticker on your system for exact details on what connections you have available.



Warranty and Support

Phone: 888.894.7874 x2

Email: support@rushworks.tv

Hardware warranty:

- 3 year next business day on-site on Dell hardware
- 1 year with optional cross ship on Matrox hardware

Software and Support:

- 1 year of updates and support – renewal notices will be sent before expiration
- 24 hour emergency support line

RUSHWORKS Automation systems include a three-year, next business day on-site warranty from Dell. This covers the computer and any accessories from Dell such as the keyboard, mouse, and monitor (if included). Details can be found at www.dell.com/warrantyterms. Any additional hardware purchased with the system will be covered by its individual manufacturer's warranty.